




Home Learning Autumn 2018

8th October



Home School Agreement

At Woodley C of E, we recognise each child as an individual, and aim to give all children every opportunity to realise their potential. We believe that a close partnership between the school, parents and the child is essential if we are to achieve this aim.



Statements from the Home School Agreement - Home Learning.

School

- Set regular and appropriate home learning for your child.

Parents

- Support my child with home learning that is set, including reading.

Child

- Do all classwork and home learning as well as I can, asking questions when I do not understand.



Why do Home Learning?

- ➡ It develops **inquisitiveness**
- ➡ It can develop **collaboration** – between parents and children and children and others
- ➡ It can develop **persistence**
- ➡ It can develop **discipline**
- ➡ It can develop **imagination**

Parents Survey 2017

7. My child receives appropriate homework for their age

[More Details](#)

Strongly Agree	14
Agree	52
Don't Know	11
Disagree	10
Strongly Disagree	1



Homework Survey 2018

2. The work my child has to complete at home is purposeful

[More Details](#)

Strongly Agree	38
Agree	84
Neither Agree or Disagree	17
Disagree	10
Strongly Disagree	1



Parent Homework Survey – 150 responses

- ▶ "sometimes I don't always have access to a computer. it would be nice to do something different. like a little project like gather information on a certain subject etc."
- ▶ "I think that my children would enjoy some other projects as well as just written work. They do these occasionally but not enough. I also think that my youngest would enjoy some online homework from time to time."
- ▶ "I think they need more homework in terms of variety and challenge."
- ▶ "Less repetitive but more thematic. Mix of learning styles"
- ▶ "Term long projects more creatively challenging work"
- ▶ "Helping to boost motivation by offering credits for completed work, extra effort, most original etc."
- ▶ "Vary the activities more frequently."
- ▶ "Varied homework e.g weekend diary entry, topic based which could involve research for example"




How Home Learning will be organised?


- **Reading Every Week**
- **Spellings Every week** except first and last week of term
- **Formal and Topic Home Learning** alternated across the term

* Topic Home Learning will be differentiated through challenges

Autumn Term Example



Week of school	Home Learning
1	Reading
2	Formal Home Learning
3	Formal Home Learning
4	Formal Home Learning
5	Formal Home Learning
6	Topic Home Learning
7	Topic Home Learning
HALF TERM	
8	Topic Home Learning
9	Topic Home Learning
10	Formal Home Learning
11	Formal Home Learning
12	Formal Home Learning
13	Formal Home Learning
14	Formal Home Learning
15 last week (3 days)	Reading



Formal Home Learning - English

- Reading and Comprehension

- School teaches reading skills through English and Guided Reading (Reading Worms) lessons (phonics, intonation, expression, decoding.)
- Parent practice skills and ensure they become fluent
- Children will also focus on comprehension

- V – Vocabulary
- I - Infer
- P - Predict
- E - Explain
- R - Retrieve
- S - Summarise

- Comprehensions will be differentiated to your child's ability level.
- They will help you with the types of questions to ask your child when reading.

Statistics around reading:

<https://readingagency.org.uk/about/impact/002-reading-facts-1/>



Spelling

- Look, cover, try sheet
- Weekly test
- Result communicated to parents in home school diary.
- incorrect words communicated to parents.
- 5 words each week - differentiated to the child's ability

Formal Home Learning - Maths

- **My Maths** – All aspects of mathematics. Will be used to support the work children are doing in class.
- **TT Rockstars** – Times tables
- **Sumdog** – Key Skills and Fluency
- All maths home learning will continue to be differentiated to your child's needs
- A feedback sheet in the folders to award the children house points for their work.

Key Stage 1 Topic Home Learning

<p>Year 1 and 2</p> <p>Marvellous Me/My amazing body</p>	<p>Challenge 1</p> <p>★</p>	<p>Challenge 2</p> <p>★ ★</p>	<p>Challenge 3</p> <p>★ ★ ★</p>
<p>I enjoy reading, writing and speaking</p>	<p>Learn to write your first name and your surname. For an extra challenge, try joining your writing! You could try to learn your middle name if you have one!</p>	<p>Ask an adult to help you to make a timeline of your life. You could use photos, drawing and facts about yourself.</p>	<p>Write a rhyming poem about yourself or your family. You could look up some poems online or at the library. Write up your poem and illustrate.</p>
<p>I enjoy working with numbers and science</p>	<p>In your local area or around your house, go on a number hunt. Write down all the numbers you can find – can you read them to an adult?</p>	<p>Learn about measures and weight by making gingerbread people. Weigh out the ingredients in g and Kg. You could bring in a photo or copy out the recipe.</p>	<p>Make a fact file about the human body. You could visit the library or look in your books at home. You can focus on the inner or outer body.</p>
<p>I enjoy painting, drawing and visualising</p>	<p>Draw and label a picture of your family.</p>	<p>Create a family tree. You could use photos, collage materials or any arty materials!</p>	<p>Recreate a self-portrait in the style of a famous artist e.g. Picasso. You should include a copy of the original in your homework.</p>
<p>I enjoy doing hands-on activities</p>	<p>Make a paper plate face of yourself.</p>	<p>Make some playdough or salt dough with your grown up and make a model of yourself.</p>	<p>Make a model of the human body. You could use junk modelling. You could focus on the inner or outer body. Don't forget to label it!</p>
<p>I enjoy listening and making music</p>	<p>Sing heads, shoulders, knees and toes. Can you do the actions? Draw a picture of you performing the song or take a photo!</p>	<p>Make up a song using body percussion – how will you record it? Can you get other people in your body percussion band?</p>	<p>Write a song about yourself. Make a maraca from junk modelling and perform your song keeping the beat with your maraca. Write up your lyrics on paper.</p>

Key Stage 1 Topic Home Learning

Year 1 and 2

Marvellous Me/My amazing body

Challenge 1



Challenge 2



Challenge 3



Learn to write your first name and your surname. For an extra

Ask an adult to help you to make a timeline of your life. You could use

Write a rhyming poem about yourself or your family. You could look up some poems online or at the library. Write up your poem and illustrate.

I enjoy reading, writing and speaking

I enjoy working with numbers and science

How it works

- 5 weeks (including half term)
- Children choose activities from any challenge
- A total of 5 challenge points is expected. e.g a challenge 3 activity + 2x Challenge 1 activities = 5

Make a fact file about the human body. You could visit the library or look in your books at home. You can focus on the inner or outer body.

Create a self-portrait in the style of a famous artist e.g. Picasso. You should make a copy of the original in your homework.

Make a model of the human body. You could use junk modelling. You can focus on the inner or outer body. Don't forget to label it!

I enjoy doing hands-on activities

I enjoy listening and making music

Sing heads, shoulders, knees and toes. Can you do the actions? Draw a picture of you performing the song or take a photo!

Make up a song using body percussion – how will you record it? Can you get other people in your body percussion band?

Write a song about yourself. Make a maraca from junk modelling and perform your song keeping the beat with your maraca. Write up your lyrics on paper.

Key Stage 2 Topic Home Learning

<p>Born in the USA Year 5/6</p>	<p>Challenge 1 ★</p>	<p>Challenge 2 ★ ★</p>	<p>Challenge 3 ★ ★ ★</p>
<p>Blooms Taxonomy</p>	<p>Remember \ Understand</p>	<p>Apply \ Analyse</p>	<p>Evaluate \ Create</p>
<p>I enjoy reading, writing and speaking</p>	<p>Find out 10 facts about The United States</p>	<p>Write a diary entry of a trip to the U.S. Explain how are you feeling, what you see, how you get there...</p>	<p>Write a story about a trip to The U.S. Where will your character go? What will happen to them?</p>
<p>I enjoy working with numbers and science</p>	<p>How far away is New York City. from London? Show your answer using kilometres.</p>	<p>Measure out ingredients to make American pancakes and make them. Take a photo of the finished result and include a copy of the recipe you used.</p>	<p>Create a tessellating design for a space rocket.</p>
<p>I enjoy painting, drawing and visualising</p>	<p>Produce a picture of an 'inspirational' US figure</p>	<p>Design a new American Football shirt for the New England Patriots to wear at the 2016 Super Bowl. Label the design</p>	<p>Imagine you are an architect. Design a new building for New York.</p>
<p>I enjoy doing hands-on activities</p>	<p>Take a photograph of a night scene. Can you capture the moon?</p>	<p>Have a go at creating your own Statue of Liberty.</p>	<p>Create a replica of The US flag and explain the flag's meaning.</p>
<p>I enjoy listening and making music</p>	<p>Listen to The US National Anthem. What do you think it is about? http://www.music.army.mil/music/nationalanthem/</p>	<p>Listen to 'Born in the USA' by Bruce Springsteen and 'Party in the USA' by Miley Cyrus. How are the songs different and how do they reflect the year that they were written in?</p>	<p>Listen to 'New York' by Frank Sinatra. Either make up a new verse for the song or make up a similar song about a US city or State of your choice</p>

Completing Topic Home Learning

1. First, read the grid.

- Decide with a parent which how you will complete your 5 challenge points.

2. Complete Activities

3. Date the Grid each week to show that home learning is being completed

4. Gather the evidence together for folder

- Please do bring in models, we want to see the great work your children do!
- Photographs are an excellent way to show evidence

5. Teachers will write the number of house points awarded on the grid.

6. Topic home learning will be sent home on 11th October and will need to be in by 6th November.

House Points for Quality and Effort

Lower Quality completion	1 – 4 House Points
Good completion of home learning	5 House Points
Excellent completion of home learning	5 House Points plus Home Learning Award.

KS1 - Formal Home Learning

Year 1 Expectations

- Reading 5 times a week (5 x 10mins)
- Spellings and handwriting (20mins)
- Maths game (20mins)

Year 2 Expectations

- Reading 5 times a week (5 x 10mins)
- Spellings and handwriting (20mins)
- Maths - Sumdog (20mins) or comprehension (20 mins)



LKS2 - Formal Home Learning

Year 3 Expectations

- Reading (20mins) – comprehension
- Reading - 5 times a week (5 x 10mins)
- Maths (20mins) – online MyMaths or SumDog
- Spelling (15mins) Look, Cover, Try sheets.

Year 4 Expectations

- Reading (25mins) – comprehension
- Reading - 5 times a week (5 x 10mins)
- Maths (25mins) – online MyMaths or SumDog
- Spelling (15mins) Look, Cover, Try sheets.


UKS2 - Formal Home Learning

Year 5 Expectations

- Reading (30mins) – comprehension
- Reading - 5 times a week (5 x 10mins)
- Maths (30mins) – online MyMaths/SumDog/TTRockstars
- Spelling (20mins) Look, Cover, Try sheets.

Year 6 Expectations

- Reading (30mins) – comprehension
- Spelling and Grammar (20 mins) - spag.com
- Reading - 5 times a week (5 x 10mins)
- Maths (30mins) – online MyMaths/SumDog/TTRockstars
- Spelling (20mins) Look, Cover, Try sheets.
- SATs revision when appropriate



What to do if you have problems with Home Learning.

- If your child has been working on the home learning for the set time and they are becoming upset, **stop and write a note in the home/school diary for the teacher.**
- If you feel that the home learning is incorrect for child if they have **additional needs**, please make an appointment to see the class teacher. Communicate through the home/school diary

Any Questions?

- This presentation and further ways you can **support your child** on the Parents tab

The screenshot shows the Woodley C of E Primary School website. The top navigation bar includes links for Home, Curriculum, School life, School info, Parents, Pupils, Gallery, Governors, Blogs, and Links. The 'Parents' tab is selected, displaying a list of links: The Airfield Club (Breakfast & After School Provision), Holiday Camps, School Meals & Milk, Parent Pack & Home School Agreement, Home Learning, Understanding Reports, Assessment & National Testing, Non-Negotiables - Guidance for parents, Term Dates, Forms, Feedback & Surveys, Letters, E-Safety - Support for home, Pupil Welfare, and Parking. A calendar for October is visible on the right, and a video player at the bottom shows a child writing at a desk with the text 'Inspiring Hearts and Minds'.

- Topic Home Learning grids on Pupils tab

The screenshot shows the Woodley C of E Primary School website. The top navigation bar is the same as the previous image. The 'Pupils' tab is selected, displaying a list of links: Pupil Section, EYFS (YR), KS1 - (Y1&2), LKS2 - (Y3&4), and UKS2 - (Y5&6). A calendar for October is visible on the right, and a video player at the bottom shows four children holding certificates with the text 'Inspiring Hearts and Minds'.