






| Fir Class Wk1&2 | Reading and Writing | | Maths | Other- Topic 'Whacky Weather' | A Message  | |
|--|--|---|--|--|--|--|
| Must Do | Listen to the story - Shark in the park on a windy day! Answer questions about the story on Eschools Homework. | Week 1 RWI Day 1- See PowerPoint on Eschools homework | Y1 Numbots Click here for more Task 1-Play for 30 mins and click 'hand in' on Eschools homework. | Computing - Complete this online ESafety declaration with your family to agree on your rules. Click Here |   So this week we will be starting our topic 'whacky weather' and learning about wind! I loved the Easter learning that you all did. I particularly liked all the artwork you created using nature. This week in Maths we will be learning about 2D shapes! Please remember to read our class reader on Epic Books. Don't forget to go onto Sumdog on Friday for Fluency Fridays! – I will be on there battling from 1-2pm. If you have any problems just message me on Eschools | |
| | Epic – See book set from your class teacher (Read to me – Wind) | Week 1 RWI Day 2- See PowerPoint on Eschools homework | Task 1 – Watch this video about shapes. Challenge 1 – Try and draw a triangle, circle, square and rectangle. You could use pens, paint or chalk. Challenge 2 – Draw and label your shapes. | Science - Task 1 - Watch this episode of 'Do You Know' (from 7 mins 25 seconds about Wind Mills/ Turbines. Click here | | |
| | Read my own books or choose another book on Epic (10 mins) | Week 1 RWI Day 3- See PowerPoint on Eschools homework | Task 2 – Go on a shape hunt around your home with your grown up. See If you can find an item that is square, triangle, circle and rectangle. | D&T - Task 2- Watch these videos on how to make a windmill at home. Video 1 Video 2 Video 3 Design your own windmill/ turbine. Challenge 1- Draw. Challenge 2- Draw and label. | | |
| | Listen to the story – The weather girls Answer questions about the story on Eschools homework. | Week 1 RWI Day 4- See PowerPoint on Eschools homework | Task 3 – Watch this video about repeating patterns using shapes. Challenge 1 – Play the shape repeating pattern game. Click here Challenge 2 – Try and create your own shape pattern on paper. | D&T - Task 3-Make your wind mill/turbine. Now test out your wind mill/ turbine in your garden or on your daily walk. Take a photo and send to your teacher through Eschools. | | |
| | Read my own books or choose another book on Epic (10 mins) | Week 1 RWI Day 5- See PowerPoint on Eschools homework | SumDog Fluency Friday Competition! | D&T - Task 4- Evaluate your creation. | | |
| Useful Videos & Links (click the text) | | | | | | |
| | Remember to exercise everyday! It is good for your body and mind. | How to use the files area in Eschools | How to use Purple Mash - 2Dos are on PurpleMash | For technical issues techhelp@Woodley-pri.Wokingham.sch.uk | Smcevoy@woodley-pri.wokingham.sch.uk Ebrett@woodley-pri.wokingham.sch.uk | |
| Do you want to do more? – See next page. | | | | | | |

Ready to do more?

| | Reading and Writing | | Maths | Other |
|--|---|--|--|---|
| | Build a den with materials from around your home. Share your favourite book in your den with your grown up. Tell your grown up what you like about the story and your favourite part. | Week 2 (Must do) RWI Day 1- See PowerPoint on Eschools home work | Click on this link to play the counting objects game. Remember your careful counting! | Art- Click on this link to see Van Gogh's 'Almond Blossom' art work. Can you recreate a piece of art in this style using your favourite medium. You could use pencil, pens, collage or paint. You could take a photo and upload to Eschools to show your teacher. |
| | | Week 2 (Must do) RWI Day 2- See PowerPoint on Eschools homework | | |
| | Read one of your favourite books with your grown up. Design your own front cover for the story. | Week 2 (Must do) RWI Day 3- See PowerPoint on Eschools home work | Click on this link to play the ordering numbers game. Select which challenge you would like to do. | Science/Computing - PurpleMash 2Do- Seasons Quiz. Can you use your knowledge of the seasons to answer the questions? |
| | Epic – See book set from your class teacher | Week 2 (Must do) RWI Day 4- See PowerPoint on Eschools home work | Watch this video. Challenge 1 - Write numbers 1-10 using the correct number formation. You could use pens, paint or chalk. Challenge 2- write numbers 10-20. | Geography/Computing - Make a video of yourself doing a weather report for the day. Watch one on BBC weather or on the TV to help you first. Challenge 1: Could you draw some weather cards to hold up in your report? Challenge 2: Can you draw a map of the UK to use in the video? |
| | | Week 2 (Must do) RWI Day 5- See PowerPoint on Eschools homework | | |