

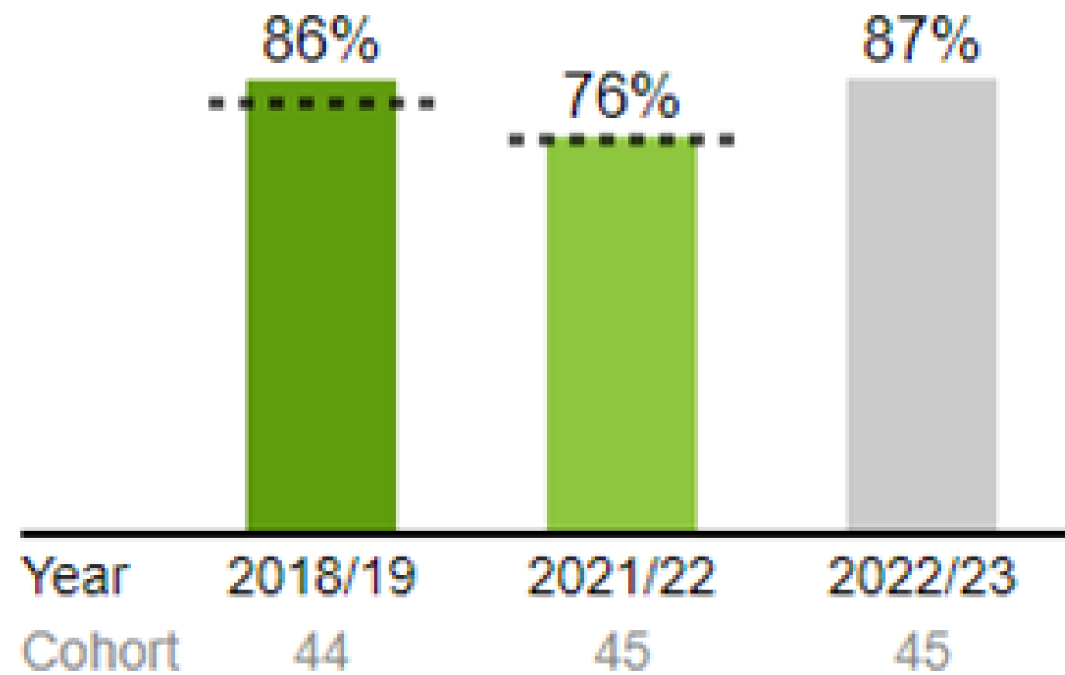


WCOFE - Y1 PHONICS CHECK


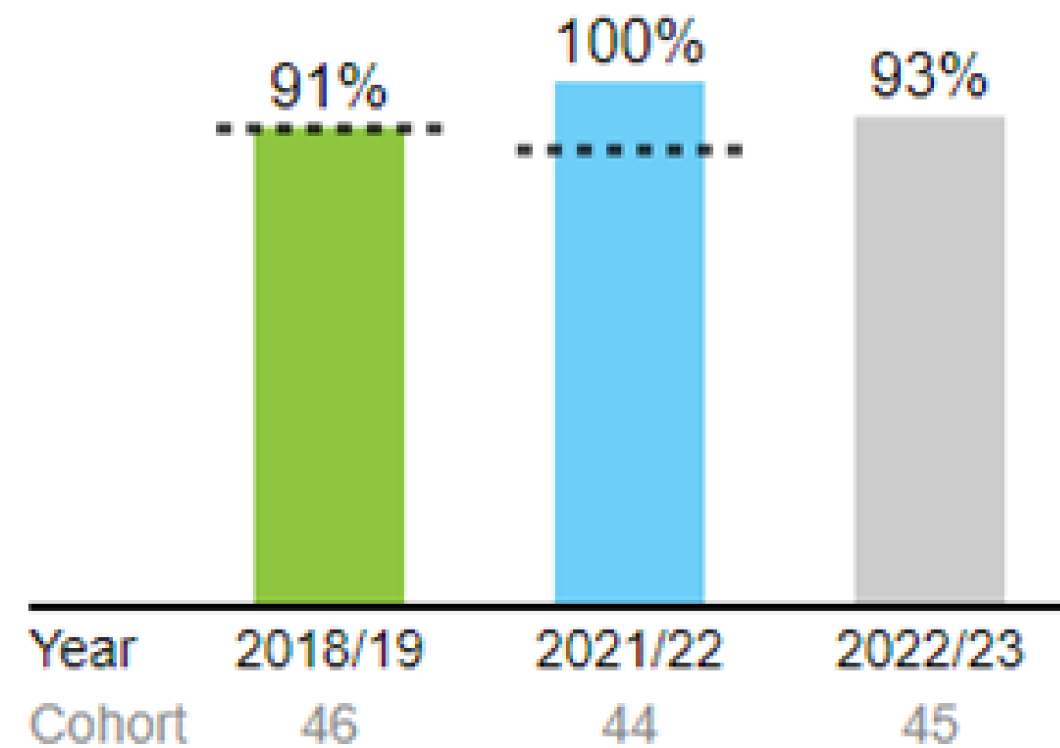
	2018	2019	Covid	2022	2023
Woodley CofE	82%	86%		76%	87%
National Result	%	82%		75%	79%

Phonics Screening Check

% pupils passing check in Y1



% pupils passing check by end of Y2



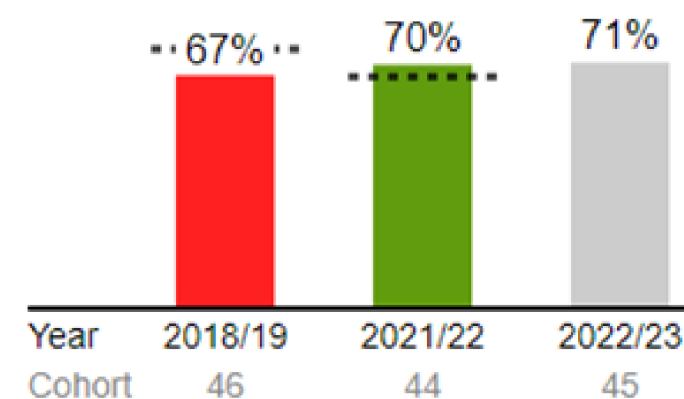
WCOFE - Y2 READING




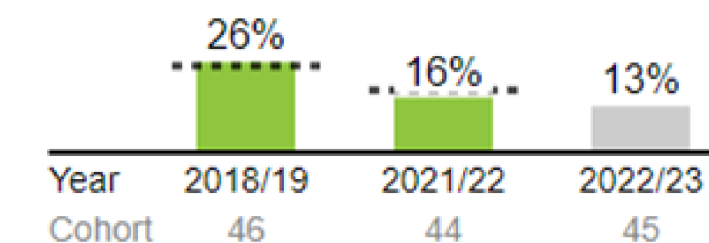
	2018	2019	Covid	2022	2023
Woodley CofE - EXS+	73%	67%		70%	71%
National Result - EXS+	75%	75%		67%	69%
Woodley CofE - GDS	20%	26%		16%	13%
National Result - GDS	26%	25%		18%	TBC%

Key Stage 1 – Reading

% pupils achieving the expected standard



% pupils achieving greater depth



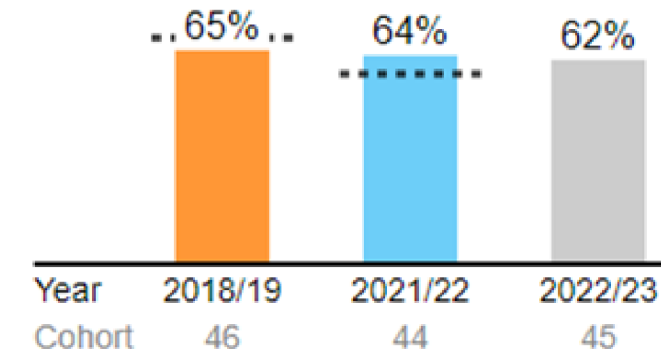
WCOFE - Y2 WRITING



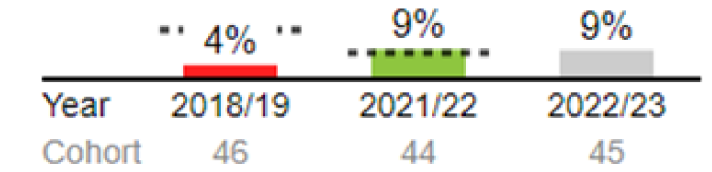
	2018	2019	Covid	2022	2023
Woodley CofE - EXS+	71%	65%		64%	62%
National Result - EXS+	70%	69%		58%	61%
Woodley CofE - GDS	11%	4%		9%	9%
National Result - GDS	16%	15%		8%	TBC%

Key Stage 1 – Writing

% pupils achieving the expected standard



% pupils achieving greater depth



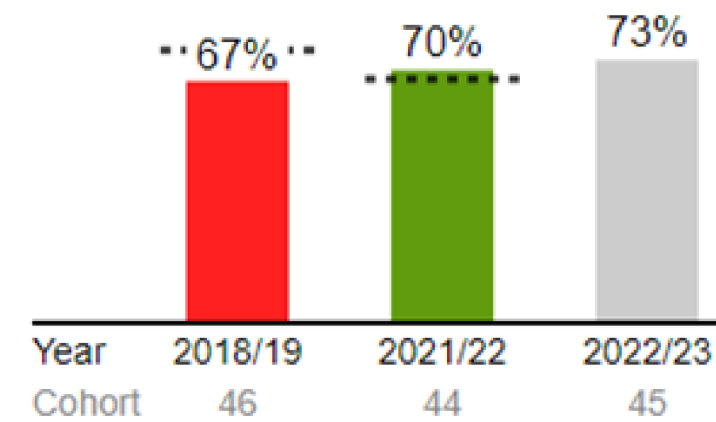
WCOFE - Y2 MATHS



	2018	2019		2022	2023
Woodley CofE - EXS+	73%	67%	Covid	70%	73%
National Result - EXS+	76%	76%		68%	72%
Woodley CofE - GDS	26%	17%		14%	11%
National Result - GDS	22%	22%		15%	TBC%

Key Stage 1 – Maths

% pupils achieving the expected standard



% pupils achieving greater depth

